

# Year 3 - Spring Knowledge Organiser

## Art: Elements of art



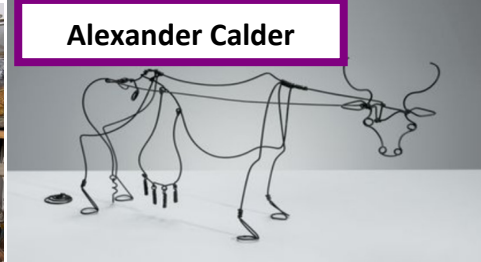
Heathfield Schools' Partnership

This skills based unit builds on knowledge and techniques learned in KS1 and from the Autumn term, while teaching children about how to use pencil to create tone, how to observe shapes in everyday things and using wire to create sculpture to create quality art work that shows progression in skills. The children will also have the opportunity to explore the work of different artists who show good examples of the skills taught. Sketchbooks will be used to collect and develop ideas. They will show a growing confidence to discuss thoughts and feelings about their own and other peoples art work.

**Betye Saar**




**Alexander Calder**



**Famous Artists explored**



**Donald Rodney**



**M. C. Esher**

### Key Art Vocabulary

**Assemblage:** Putting together objects that an artist has collected

**3D form:** Solid shapes which have 3 dimensions: height, length and width

**Facial features:** Parts of the facesuch as eyes, nose sand mouth

**Geometric shapes:** simple 2D and 3D shapes that make up forms and objects


**Shading:** Using darker pencil marks to show darker tones

**Sketching:** A fast and light style of drawing


**Template:** A shape which can be drawn around

**Tones:** The light and dark areas of an object or art work

**Sculpture:** Shape, bend, join and manipulate wire to make a fish .  
Shape smaller pieces to make features



**Shading: blend tones gradually. Shade in one direction leaving no gaps**



**Shading: using a pencil to blend tones gradually.**



*drawings: identi-*



**Drawing: Use geometric shapes and tone to draw a can**